

MEET THE NAVION

The new Winnebago® Navion® is at the leading edge of RV innovation, offering unmatched freedom and functionality. Its innovative design, featuring a luxurious interior and state-of-the-art tech, redefines what it means to travel in style.



Your Personal RV Companion

The Navion comes standard with Winnebago Connect™, our all-new intelligent RV platform that seamlessly integrates with your Winnebago app. It provides travel prep resources, automated controls with smart energy management and more.

Lithium Power Package

The all-new lithium power package comes standard with a 320-amp-hour lithium battery and dedicated second alternator to charge the batteries faster while driving. The lithium battery and 240W solar panels work together to help ensure you'll have clean and quiet power when shore power isn't available.

Redesigned Luxury Interior

Discover a modern, open space with innovative amenities like the power-reclining theater seating/Murphy+ bed combo (usable with slide in) and redesigned passenger-side dining area (24T), or cross-aisle bath and convertible private bedroom (24R).

Storage Galore

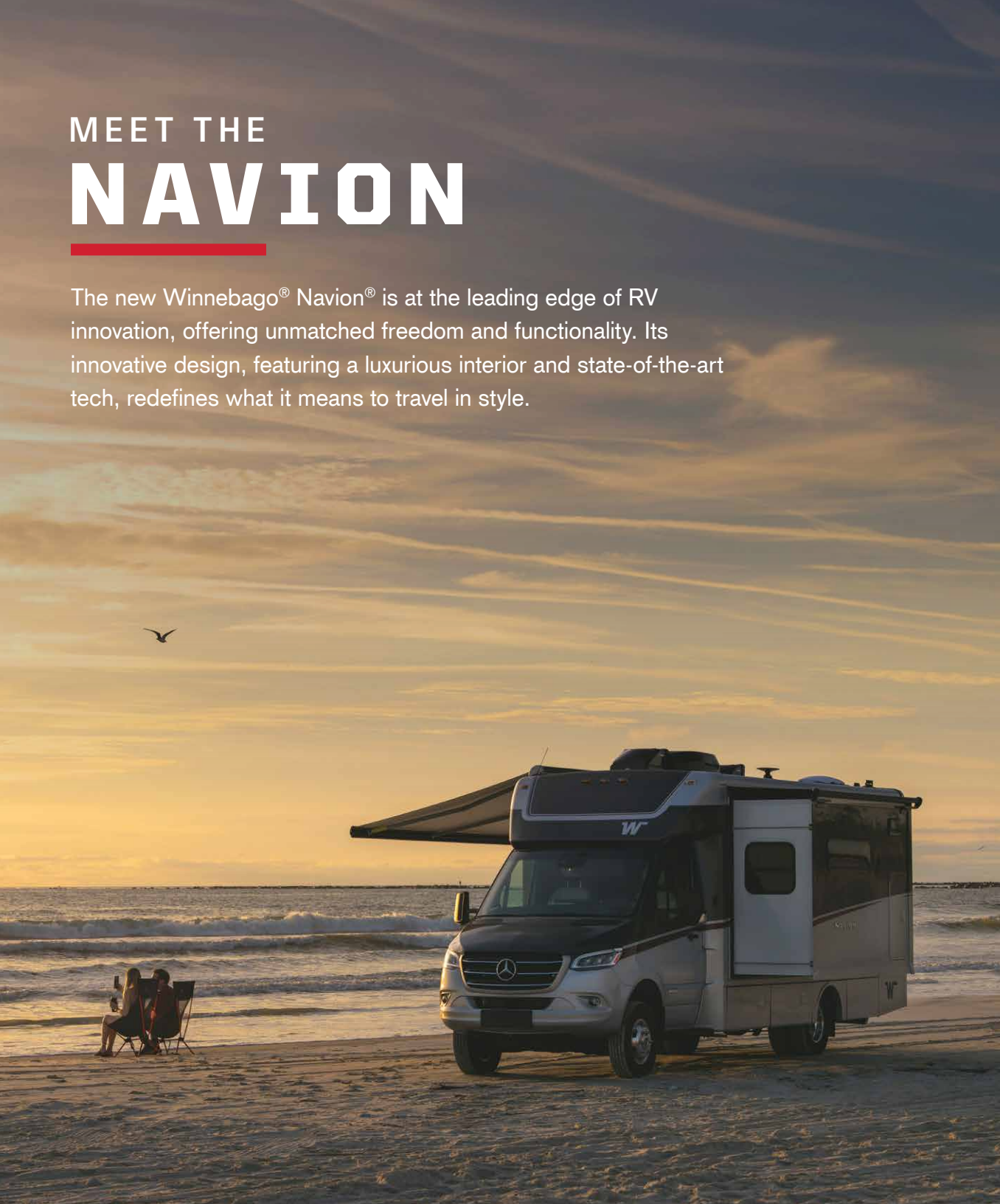
Bring just about anything you want with the all new gear garage that easily fits 2 bikes, along with a residential size wardrobe (24T) or wardrobe under bed storage (24R).

Available AWD Sprinter Chassis

Winnebago offers an optional Mercedes-Benz® all-wheel-drive Sprinter chassis featuring a 2.0L high-output turbo diesel 4-cylinder engine and 9-speed automatic overdrive transmission. Those who opt for AWD will enjoy higher ground clearance to better handle adverse weather conditions and more rugged terrain.

Available Low-Profile Front Cap

The optional low-profile front cap gives you even more storage space, as well as a sleeker look. Designed so that the storage is accessible when the slide is in, this convenient addition also features interior LED lighting.



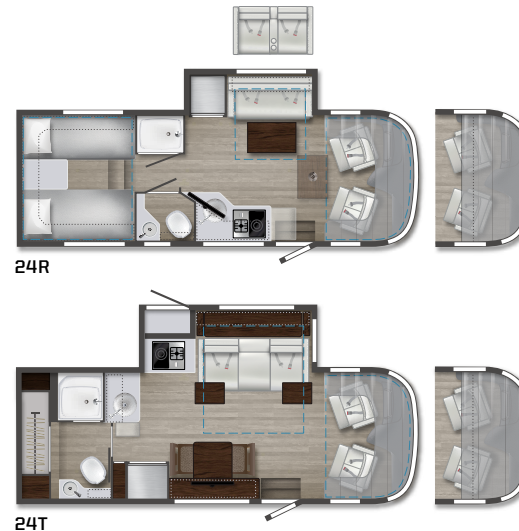


Weights & Measurements	24R	24T
Exterior Length	25'8"	25'8"
Exterior Height	10'7" ^A /10'10" ^B	10'7" ^A /10'10" ^B
Exterior Width	7'6.25"	7'6.25"
Exterior Storage (cu. ft.)	80.9*	80.9*
Awning Length	16'	16'
Interior Height	6'8"	6'8"
Interior Width	7'3"	7'3"
Freshwater Tank Capacity (gal.)	35	30
Water Heater Capacity (gal.)	Continuous	Continuous
Holding Tank Capacity - Black (gal.)	47	47
Holding Tank Capacity - Gray (gal.)	46	46
LP Capacity (lbs.)	50.76	50.76
Fuel Capacity (gal.)	24.5	24.5
GCWR (lbs.)	15,250	15,250
GVWR (lbs.)	11,030	11,030
GAWR - Front (lbs.)	4,410	4,410
GAWR - Rear (lbs.)	7,720	7,720
Wheelbase	170"	170"
Sleeps	4	3

*Estimated storage without optional generator. Rear garage equates for 68 cu. ft. of storage.

^AMercedes-Benz® RWD Sprinter Chassis ^BMercedes-Benz® AWD Sprinter Chassis

Winnebago's continuing program of product improvement makes specifications, equipment, model availability, and prices subject to change without notice. Published content reflects the most current product information at the time of printing. Please consult your dealer for individual vehicle features and specifications.



Note: Dotted lines denote overhead storage areas. Blue dashed lines denote sleeping areas. Floorplans are representations only and are subject to change. Please contact a certified Winnebago dealer for more information.



Exteriors



DUNE FROST



MISTY LAKE



PRECIOUS METALS




SMOKEHOUSE

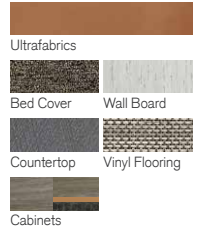
Exteriors are renderings only. Final product may vary.

Décor

MOD ALLURE II



HYGGE HAUS II



SCAN THIS QR CODE
TO LEARN MORE ABOUT THIS MODEL